

Pieceful Times Newsletter

President's Message Jan 2017

Happy New Year! As I reflect on the many years I have been a guild member and president many things have changed: As a group we are smaller in number, we have moved many times, we have a teen member, and men have joined our guild. Yet we are the same: We are still interested in the art and craft of quilting, we are friendly and fun loving, and we love learning and having new experiences to push ourselves to become better at what we do. We are so richly blessed with our talents. Sharing them is what will keep us going as we move forward.

We had so many good ideas and suggestions when the idea of adding three additional meetings to our year – starting next year, was decided on. I truly feel this will make us stronger and more inviting as we contemplate and plan for next year. It will be fun to have professional name speakers and classes offered. This was mentioned several times in your responses. I think this is a big draw to keep us abreast of new techniques as we strive to learn and push ourselves beyond our comfort levels. Toward this end – we need to hear from you as to whom you would like to have as a speaker – or what technique or trend you are interested in so our program committee can search them out. Maybe you can help search them out. Invite friends to share these experiences with you.

I also know that there is an abundance of talent within our own guild. Don't be shy. Offer to teach us all a new technique or give us a new tip, or review of a must have tool that will make our quilting better, or more expedient – so we can make more quilts!

Many of you, in your comments about adding the extra meetings, said it will give us more time to be with friends and learn new things. Please think about and offer to help with this endeavor. Learning from within – I know how talented each and every one of you are.

Trunk shows with other guilds. This could be very interesting! Maybe we could just have a sit and sew night – probably handwork would be best because of electrical needs, but think of how many projects we could see. One of the suggestions would be to have a repairman come to remind us how to clean and maintain our machines.

Many people suggested charity night. If you were one of them – perhaps you could work with the program ladies to help make this a reality.

Vendor night. We did this and everyone seemed to enjoy it so doing it again would be fun. Does anyone have any specific items you would like to see from the vendors? Do you want demos with vendors?

Charm square bingo was fun and could be repeated. Fabric trading at each meeting was mentioned. Would someone like to organize this? It could be by color, theme, size etc.

A sincere thank you to our retreat committees – the big weekend one and the day ones. If you have not tried one or the other, you don't know what you are missing. For all of you that said getting to know each other better – there is no better way than to go to the retreats. They are simply the best things ever. Thank you for reading this and stepping up to help where needed.

The Gathering of Quilters Guild

Guild Meetings are:

- *Held at Holland Free Methodist Church ,*
- *6605 Angola Rd.
Holland, OH 43528*
- *Doors open @ 6:30 pm*
- *Next Meeting is
1/19/17*
- *Meetings are the 3rd
Thursday of odd
months, Sept—May*



Colleen Florkowski

Our January Speaker: Allison Fox

The Art of Hand Dying Wool and Incorporating it into Your Quilting

While quilting was Allison's original passion, doing wool applique and dying wool quickly became her preferred creative art. Allison will be discussing her passion at our guild meeting.

She is also very interested in garment sewing and machine embroidery. She's a fabric artist! Allison Fox began quilting in her early twenties and liked it so much she decided to open the Black Swamp Quilt Shoppe in Millbury, Ohio in 2005. She has since moved her quilt shop to Toledo, as of a couple years ago. Her Stitch fabric shop is located on Holland Sylvania Ave, just north of Central Ave.

Opening the store created other opportunities, such as selling BERNINA sewing machines in 2008, and adding Baby Lock machines in the fall of 2010. Her shop has all the accessories that go along with embroidery, hand and garment sewing, quilting, wool projects, and much more.

Allison will have items from her shop on display at our meeting which are for sale. Be sure to check out her display!


Allison lives in Bowling Green, Ohio, with Michael and their 6 children and she spends much of her time frequenting ice rinks for her children's hockey games.

Check out our website at:

www.gatheringofquilters.org







Here are your GOQG Board Members:

President	Colleen Florkowski
Co-Vice Presidents	Tom Sharkey & Linda Ball
Newsletter & PR Bookmark	Irene Rose
Recording Secretary	Hattie Kate Howell
Treasurer:	Diana Lindhorst
Publicity:	Ellie Grabarczyk
Membership & Webpage	Beth Rohrbacher
2016-'17 Program Co-Chairs	Jill Holt, Gretchen Schultz, Marjory Wilkin:
Program Booklet	Diana Jacob
50/50 Raffle	Wanda Dyer
Fat Quarters/ Pop Tabs	Jill Holt
Challenge	Diana Trost & Irene Rose
Historian/ Facebook Page	Vicki Jones
Annual Retreat	Candy Colleen White
Day Retreats	Linda Ball



Please!
Remember to bring only quality, high
thread-count fabric fat quarters (18" X 21")
for the raffle basket!

Remember to Bring the following with you
to the Guild Meeting:

-  Canned & packaged food for the Charity Food Kitchen at the Church
-  Cream or White on White Fat Quarters for Raffle Basket
-  Address Labels for raffle use
-  Pop tabs
-  Retreat form and Payment
-  Show & Tell Quilts

Guild Members Interview Project

In an effort to help guild members get to know each other better, and keep our newsletter interesting, I've started interviewing different members. The interviews, along with a photo of the member, will be posted in our newsletters throughout the year.

The articles are meant to be informative and fun. Interviewees are asked the following questions and may answer any or all of the questions.

Interview questions included:

- Info about you ... Where were you born? What about you, are you working... retired ..., children, ... etc.? (Whatever you want to share)
- How long have you been making quilts?
- Why did you start making quilts?
- Do you have a favorite quilt making style (traditional, modern, scrap, etc.)?
- How long have you belonged to The Gathering of Quilters Guild?
- Why did you join the guild?
- Have you held any positions in the guild, if so, what were / are they?
- What do you like best about our guild?
- What is your proudest / most enjoyable / memorable quilt project?

Thank you so much to all those who participate in the interviews! And, I hope more members will volunteer / agree to interviews. I hope you enjoy this project.

Irene Rose

GOQG Members Charitable Quilty Donations

As part of the arrangement for renting meeting space at Holland Free Methodist Church, we have agreed to report to the church our members' involvement in sewing for charities.

Our president gives a report to the church at the end of each year's contract which includes a summary of the number of quilts/blankets made, as well as dog beds, school uniforms, cancer caps, burial gowns, school bags, etc., and, which organizations were the recipients.

Sheila Painter is handling this for us, and asks that you either report to her at meetings, or email/call her with this info on a regular basis. For example, you would state:

"In November and December 2016, 'Mary Doe' made three pet beds for various pet shelters, two blankets for Project Linus, three quilts for Bethany House, and two cancer caps for Flower Hospital."

Sheila's contact info is in GOQG Directory, if you forget to tell her in person at our meetings.

Draft of Minutes from November 17, 2016 of The Gathering of Quilters Guild

Beginning at 7 pm, forty-two were present were present at the meeting.

Treasurer's report and minutes from the September minutes were approved.

Candy Colleen White reported that the weekend retreat for Mid April is well planned, but she needs help at the time of the retreat because her daughter is expecting a child then. The raffle for retreat fees continues. More reservations are available. Planned are a fat quarter raffle and a white elephant sale. Diana Lindhorst and Wanda Dyer volunteered to help with the weekend retreat.

Linda Ball has scheduled one-day retreats for 11/26, 1/28, 2/25, 3/25, 5/27, etc. at Stitch, 3435 N. Holland-Sylvania Rd., from 9 am-9 pm for \$35 per retreat which includes lunch and dinner. Call Linda Ball for reservations or questions at 419-705-3745 or 419-517-7092.

Twenty-four questionnaires about increasing the number of meetings a year were turned in. After considering pros and cons, Diana moved, Billie seconded the motion to add meetings in October, February, and April, beginning fall, 2017. The motion passed.

Cathie Pertchek and Sheila Painter will help call lapsed members.

Open positions on the board are Programs for 2018-2019. Members interested in being backup program in emergency should talk with the Program chairmen.

Fortunately, this month when the planned program, Barb Wilhelm, had a family emergency, Gretchen Schultz was able to give a program on embroidered fabric bags. Her collection was quite interesting. These bags were often kits with the image printed and floss included. These bags were used to store laundry, kitchen pieces, linens and even twine. All made before our dependence on Tupperware and zip-locked plastic bags.

Drawings:

Door prize, a jelly roll, was won by Dannielle Kistner. 50-50 was won by Chris Geise. The fat quarter raffle was won by Judy DeGenarro and Colleen Florkowski.

Project Linus received 24 blankets from Colleen Florkowski's students.

Show and Tell showed that we have busy, talented members.

Sonflower and the Quilt Foundry were vendors.

Reported by secretary,
Hattie Kate Howell

Kudos to Margie Stone

Margie Stone has accomplished a huge project! A gift from her heart. Upon completion of a 2 yr program, 33 homeless veterans have each received a quilt made by Margie.. Very nice ... sharing the warmth. Thank you Margie.

Treasurer's Report as of January 4, 2017

Beginning Balance	\$7,148.26
Income	\$4,289.00
Expenses	(\$2,365.61)
Balance	\$9,071.65

This report has not yet been approved by the Board.



Editor's Note to Readers:

If you would like information posted in the newsletter, please contact me by the first of the month with the information.

Contact me at irose0603@gmail.com

Take care. Keep calm and keep quilting.
Irene Rose

Project Linus Work Days for 2017

Meet on the 2nd Friday of each month:

10 am—2 pm

- Jan 13

- Feb 10

- Mar 10

- Apr 14

- May 12

National Blanket Day is Saturday Feb 18th!

Meet at: Living Faith United Methodist Church
1240 Columbus
Holland, OH

Open to all interested volunteers!

The Gathering of Quilters Guild Retreat at Mchindo Conference Center

Friday April 7 thru Sunday, April 9th, 2017

Hello Quilters! Come join the fun! Our Michindo Retreat still has a couple of openings. Let's fill it up!

Come do some stitching and have a relaxing time together with people who love to make beautiful things. Let's have some stitching fun together. Hope to hear from u!
Candy Colleen.

419 708 1680

1208cw@gmail.com

Members - \$175.00

Non Members - \$200.00

2017
OH-MI
Shop Hop

March 23 - 25
Thursday - Saturday, 9:00 am - 7:00 pm

Join fellow quilters in hopping from shop to shop for prizes, special sales, a free gift and more...

- **Prizes** - Quilt Cash totaling **\$1000.00!**
- \$50.00 value **door prize** at each shop
- **Free quilt label** at each shop
- Each shop will have a sample of the pattern on display
- Special sales plus **20% off** selected fabrics
- Bus trips sponsored by Sonflower Quilts, Sew What and The Material Girls.
- Passports **only \$5.00** and includes a free gift.

Buy your Passport from any of these locations...

The Material Girls
1850 Grindley Park
Dearborn, MI 48124
313-561-1111

The Quilt Patch
112 N. Evans St.
Tecumseh, MI 49286
517-423-0053

Sew What!
1128 Eureka
Wyandotte, MI 48192
734-281-1344

Sonflower Quilts
6600 Sylvania Ave.
Sylvania, OH 43560
419-885-4438

Quilt Foundry
234 W. Wayne St.
Maumee, OH 43537
419-893-5703

Threads of Tradition at Sauder Village
22611 State Route 2
Archbold, OH 43502
419-445-9610

Ann Arbor Sewing Center
5235 Jackson Rd
Ann Arbor, MI 48103
734-761-3094



Gathering of Quilters Guild Challenge for 2016 – 2017

Sunshine Home Charity Quilt Challenge

Theme: “You Are My Sunshine”

Purpose: The quilts will be donated to the Sunshine Organization for teenage and young adult residents moving into “new family living style” quarters. Many of these residents haven’t lived in a home setting for many years. Our goal is to provide one lap-sized quilt for each resident moving into the new home(s).

We are hoping to have at least 35 quilts for the first group of residents moving into the first resident in May.

There are a total of approximately 89 individuals who will be moving into the family style living quarters over this coming year.

Guidelines / Rules

Members may make as many quilts as they desire for the guild charity, but only one quilt per member entered in the guild charity challenge is eligible for a prize.

The quilt entered in the challenge for a prize must be made entirely by a guild member.

The quilt should reflect the theme, “You Are My Sunshine”. It may be:

- Any color(s) or design
- Be of a cheerful, happy appearance

Each quilt must consist of three layers – quilt top, batting, backing – and have a binding. There may be **no attached embellishments**.

The quilt must be quilted versus tied, and, must be entirely machine washable and dryable.

The quilt size should be between 40” to 50” wide and between 50” to 60” long.

Quilts are to be brought to the May 2017 meeting to be considered for voting. Members of the guild will vote for the quilts which best reflect the theme and quality workmanship. Winners will receive:

- 1st Place - \$75 Gift Certificate
- 2nd Place - \$50 Gift Certificate
- 3rd Place - \$25 Gift Certificate

Quilts following the guild challenge rules can be accepted from other guilds or individuals, but they may not be considered for a prize.

Wanda Dyer Interview

Wanda was born and grew up in Knoxville. TN. Around 1964, Wanda and her husband, Charlie, and their two young daughters moved to the North End of Toledo. They now live in the Point Place area. Wanda is a quiet, unassuming woman so you may not realize what a strong passion she has for quilting, and that she's been married for 53 years. Wanda and Charlie's daughters have been married for approximately 30 years (except the youngest, who only married 6 years ago). Their family recreation includes motorcycling, camping, and boating. Boating is their most favorite summer activity, when Charlie isn't working.

Wanda worked for Toledo Public School's Transportation for 17 years and has since retired. She was a Bus Aide, taking care of children who were severely handicapped and / or had behavior disorders. Wanda helped them on and off the buses and kept them safe and calm while the children were on the buses. She especially liked caring for the severely handicapped children all those years.

When Wanda made her first quilt, it was a Raggedy Ann & Andy baby quilt for her third daughter, Kimberly. It was a panel quilt which she hand quilted around the design. Her neighbor showed her how to do the hand quilting around the design. In the 1980's, Wanda and her daughter, Diana, made an Ohio Star quilt, with many starts and stops due to little frustrations with the quilt making process. But, she finished the quilt top around 15 years ago.

Wanda loves making quilts, and credits her friends (especially Glenda Kelly) for re-introducing her to quilt making many years ago. Wanda enjoys taking classes and attending retreats. She feels she learns so much from the classes and from others at the retreats. She and her close friend Ellie often sew together; though they make different styles of quilts. When asked, Wanda said she favors traditional quilts, and loves making pin wheels and star quilts. She is inspired by the quilts that others make. She makes quilts for family and friends, a few for herself, and quilts for various charitable groups. Wanda has an ongoing quilting project. She is making quilts for each of her 9 grandchildren as they graduate high school. She has two more quilts to go.

Wanda joined the GOQG when it held meetings at a church on Alexis Rd. many years ago. Debbie Linenkugel, Kathy Kanitz, and a few other friends were members and encouraged her to come to the meetings, so she did. Wanda describes it as a nice place to go and meet people. When asked what she likes best about belonging to the guild, Wanda said she loves seeing what others have made, as it gives her inspiration. She likes being a member because it gives her inspiration and keeps her motivated to do even more quilt making. Wanda was the Refreshments chairperson for many years until the position was dissolved a couple years ago. She has also been in charge of Fat Quarter Raffle and the 50/50 Raffle, and the Guild Quilt Challenge.

Wanda mentioned that several years ago she received an Honorable Mention ribbon (at the Sauder's Village Quilt Show or the Kaleidoscope Quilt Show) for a Red & White quilt she made for one of her granddaughters. She is very proud of that quilt.

The quilt project she is most proud of is coming up with the idea for the Ronald McDonald baby quilts for last year's Guild Quilt Challenge. Together, Wanda, Christine Stoker, Debbie Linenkugel, and Ellie Grabarczyk proudly took the 92 quilts to the Ronald McDonald House at the end of the challenge last May. She was overwhelmed with the generosity and response from so many people for the charity. She was very proud of all the guild members who stepped up and made multiple quilts for the challenge.



Colleen Florkowski's Interview

Born, raised and lived all my life in Toledo. I turned 60 years old in September 2016. Married, 3 children, 2 grandchildren who are the loves of my life.

Bachelor of Science in Education with an intensive major in Home Economics. Now we call it Family & Consumer Sciences. I worked 2 ½ years out of college teaching then “retired” to raise my children for 14 years. I was a mother helper, field trip driver, and a Girl Scout leader for 10 years. I have been back teaching for 23 years. I can retire at age 65 with 30 years of service in 5 years. I can’t wait so I can make more quilts!

My first Girl Scout badge was the collector badge that I earned for my fabric collection from my Mom’s sewing scraps. I made a board to display them as paper doll clothes.

In 7th grade home ec class I remember saying to my teacher, “Why on earth did we have to sew these basting stitches by hand to make a potholder when we could use a sewing machine because I was sure I would never sew by hand in my entire life.” Ironical – right? In 8th grade I made a one piece blue paisley zippered jumpsuit that was all the rage and I wore it forever. I still love paisley.

When I was pregnant with my first baby I decided to do the nursery in Raggedy Ann and Andy so I’d be covered for either sex. I ordered a quilt kit from Lee Wards with the dancing pair that I machine appliqued down with a zigzag satin stitch and thought it would be too much work to hand quilt all those lines and flowers in the borders so I hand embroidered the flowers with variegated floss, and machine stitched the radiating lines. The binding was a scalloped edge and I completed it pretty well. I had a girl by the way. Deirdre – the mother of my 2 grandchildren is now 36. I have yet to finish the Cinderella quilt I promised her for her 5th birthday! My son, Leo Michael, was born next and I ordered a latch hook cowboy rug that I copied the pattern from to make his crib quilt. I hung the rug on the wall. I called the ladies at Quilt N’ Patch to ask how to do all the points on the horses tail. The cowboy quilt was also satin stitch zigzagged for the applique, but I still couldn’t imagine doing all the work to quilt it - so I tied it - changing the yarn color for each section to match the fabric. Baby number 3, Madonna, had to share the Raggedy Ann room and she got a Raggedy Ann panel quilt!

I took my first quilting class when a neighbor invited me and I made a cathedral window pillow at Quilt N’ Patch on Sylvania Ave. I learned machine piecing there as well and made a blue tote bag – still in use today. I admired the hand pieced wall hanging at Q & P so I took that class, completed all the hand pieced blocks, but never put it together to make the top. Maybe in retirement.

My real love is applique quilts, and when I saw my first Baltimore Album quilt at Kaleidoscope at Lourdes College all those years ago I was hooked for life. Most of the classes I have taken were to learn how to make all those beautiful flowers - flat and dimensional. Elly Sienkiewicz is my favorite quilt teacher and I took classes with her twice at Sauders, once in Cleveland, and I attended 2 of her academies 10 years apart. They were my 40th and 50th birthday presents to myself.

I’ve come a long way since junior high home ec and Raggedy Ann. I won my first and only ribbon – 3rd place, at Kaleidoscope several years back for my “Jill in the Box” quilt I made for my granddaughter. I made a transparency of a congratulatory baby girl card, enlarged it, drew my patterns, picked just the right fabrics, changed the colors to reflect the times, (I saved that card for over 25 years) and made lots of prairie points for the edges. Probably in truth I enjoy creating and making the tops more than doing the quilting because most of my last quilts have been quilted beautifully by longarmers. OR maybe I want to get things done so I can make more quilts – like maybe finish that Cinderella quilt one of these days. (Maybe for her 40th birthday)

Well that is probably enough quilt stories. Somewhere along the line I joined the Gathering. This is my third time being president which I always say is the easiest job because all the other officers and committee members do all the hard work. I have also done door prizes, helped with programs – which is also a lot of fun especially when you do it with a friend like I did.

So what’s your story? I look forward to reading about all of you!

Kathy Kanitz Interview

Kathy now lives just over the state line in Michigan, but she was born in South Toledo, growing up on Colleen Ct., near Southland Shopping Center. As a child, Kathy took figure skating lessons for several years. She shared lessons with Scotty Hamilton (from Bowling Green) who later became an Olympic champion.

Kathy has six children – five boys and one girl. Her husband, Les, has a love of horses and has won awards for his “cutting” horse skills.

Kathy worked at General Motors in Toledo for 31 years as a pipefitter. She chose this career after taking a Careers class in high school. She was offered an apprenticeship as a pipefitter, and decided to go for it. In 2010, Kathy bought a longarm and opened a longarm business, which she still has to this day. In 2015, Kathy retired from GM and now spends her time quilting and enjoying life.

In 1982, Kathy started quilting by making baby quilts for her friends. Her first quilt was made out of velour because she wanted something soft and more substantial than cotton fabric. Little did she know, she jokingly points out.

At the urging of her aunt Frances, who was a quilter, Kathy eventually joined a guild. She joined the GOQG multiple years ago, when the guild was meeting at the Sylvania Senior Center. Kathy has held multiple positions in the guild, including Refreshments, Door Prizes, and Vice President. She said being the Refreshments chairperson was an easy position to do and allowed her to meet members of the guild.

When asked what she likes best about the guild, Kathy stated she really appreciates it when the guild has really good speakers. She feels this is a key attraction of the guild and good speakers cannot be overemphasized.

When asked about her proudest quilting accomplishment, Kathy told this story One year when she was in Paducah, KY, at the national quilt show, she bought a beautiful applique kit from one of the vendors. He commented to Kathy that many people have bought the kit, but few have ever completed it. That was the only challenge Kathy needed! She finished the applique wall hanging which has 12 birds on it. She named the quilt “Technical Support” after an intense work project she was working on at GM at the time. She admits the name of the quilt has nothing to do with the quilt, but it has special meaning to her.



Sheila Painter Interview

I'm a Buffalo gal, but have been in the Toledo/Sylvania area since 1975. I have three sons and five grandchildren (all live out of town), and a quilt-supporting husband who encourages my obsession.

I have sewed since I was young, but discovered quilting in 2004 and never looked back. I joined the Gathering that year, and now belong to 7 different sewing/quilting groups.

I was the Gathering's newsletter editor 2004-07, and did a lot of free-lance writing back then.

My other interests are scrapbooking, puzzles and line dancing, but quilting is my passion. I have made over 450 quilts since then and given most of them away to charities, family and friends.

Quilting issues important to me are rotary cutting safety (Do YOU wear a safety glove? You SHOULD!), keeping home sewing alive by recruiting young people to this wonderful hobby, and not fretting over perfection (Done is better than perfect!).



Beth Rohrbacher's Interview

I was born in Augusta, GA but was raised in Tipp City, OH. I did my undergraduate work at BGSU and have lived in the Toledo/Maumee area ever since. My husband Matt and I have two children. Karl who lives in Maumee and Katie who lives in Fayetteville NC with her husband Brad and our three wonderful grandsons, Fritz, Asher, & Luca.

I've sewn all my life making clothing, Halloween costumes for the kids, and even a baby quilt for Katie when she was born. (I put yellow gingham on the back and was stressed when my quilting on the front didn't follow the lines of the gingham on the back. I must have been nuts!) The year before I retired as a school administrator, a friend and I took an introductory quilting class. I completed a full size "rail fence" pattern quilt for Karl who was in college at the time. That was twelve years ago and I've been quilting ever since.

I love quilting because it allows me to "flex my creative muscles". My favorite style of quilt is scrappy. Why limit myself to 3 or 4 fabrics when I can buy and use lots and lots of fabric and scraps? I figure out what colors I want to feature in a quilt, then buy fabric for awhile and then find a pattern I want to try out. Like many of us, I have more fabric than I can ever use. :-)) It is all sorted by color and stored in multiple tubs on the third floor. I figure I can't be a hoarder, because it is so organized. Right?!

My most memorable quilt was the second quilt I made. It was a bargello and I didn't have a pattern, just a picture from a book that was about three inches square. And to make it even more challenging, my daughter bought non-traditional quilting fabric. I was such a newbie, I didn't even know I was supposed to be intimidated!

I joined The Gathering of Quilters Guild approximately seven years ago to learn more about quilting. I have been in charge of the Fat Quarter raffle, Challenge, Co-President, Vice President, and now Membership chair. I like to get involved when I join a group. I met several awesome people in the guild and I like being out and about and run into a fellow quilter. I would encourage others to consider volunteering for an office. It's fun and the benefits far outweigh the effort.



Irene Rose Interview

I was born in Toledo, OH, and grew up in Sylvania. After graduating from high school, I went away to nursing school in Detroit, MI. I worked as an Emergency Dept. RN and a Surgical Intensive Care RN in Detroit, Baltimore, MD, and U of M Ann Arbor, MI. After 40 years of nursing, I retired and had a quilting longarm business for a few years. In 2007, while working in Ann Arbor, I moved back to Sylvania.

My two sons, Benjamin and Ethan, are now fine men living in different states. So, it means we travel in order to visit each other. My hope is some day maybe we'll live closer to each other again. My two kitties, Hobbes and Teagan, are very affectionate and keep me company now adays.

In 1995, I started making quilts in order to make a gift for each of my two sons. I tied those first two quilts. I started quilting my own quilts on a longarm in 2005. The first quilt I longarmed was my Rod Stewart tee-shirt quilt.

I joined the GOQG in late 2009 - 2010, because I wanted to meet other quilters and new friends. Since joining the guild, I've held the following guild positions: Publicity, Historian, Co-President, Co-Chair of the Guild Quilt Challenge, and Newsletter Editor. I've found I have more fun participating in various positions versus just attending the meetings and listening to the speakers. And, I feel more like I belong when I participate in the different roles. It makes life more fun! What I enjoy most about the guild is listening to "big name" quilters as speakers, and, I enjoy the comradery of the guild. If I could change anything about our guild, it would be to get to know more members better, and, include more members in guild roles. I think some of our members don't realize how much fun they'd have if they participated in some of the various guild positions / roles.

My proudest and most fulfilling quilting experience was being the team leader of the Pentagon 9/11 Quilt Project. We made two double-sized quilts which had photos and names of those who died in the attack of the Pentagon on 9/11/01. When the quilts were completed, the Pentagon held a Quilt Dedication for the family and friends of the victims, Pentagon staff, and the makers of the quilt. The quilts are on display at the Pentagon near the 9/11 Chapel.



Gathering of Quilters Guild
P.O. Box 631, Sylvania OH 43560

Newsletter Ad Request

Check which size ad you want.

___ business card 2" x 3 1/2" for 5 issues	\$20
___ whole page one issue	\$40
___ half page one issue	\$20
___ quarter page one issue	\$10

Graphics and information will be emailed to the newsletter editor. Printed, mailed copies will be monochromatic. On line or emailed copies may have color.

Name of person _____

Name of organization _____

Address _____

Email _____

Phone _____

If you have questions, call Irene Rose at 419 882-7424 or email irose0603@gmail.com

Here's another picture of Kathy Kanitz's quilt. Due to technical difficulties, I am not able to rotate the photo to an upright position—no matter what I have tried to do!!!!

